

Интерактивный плакат на уроках английского

Использование сервиса Genially при проведении уроков

С. С. Бабич,
учитель английского языка
первой квалификационной категории
гимназии № 1 им. Д. И. Волковича г. Мосты

Genially – популярный онлайн-инструмент для использования в сфере образования. Им пользуются учителя, студенты, школьники разных стран. В педагогической среде существуют сообщества, где обсуждаются приемы использования Genially на уроках и во внеурочной деятельности. С его помощью можно создавать интерактивные образовательные ресурсы: дидактические материалы, презентации, игры, интерактивные изображения, карты, иллюстрацию процессов в динамике, резюме и т.д.

Важно, что при разработке электронных образовательных ресурсов в программе Genially не нужно тратить огромные усилия на освоение инструментов сервиса, потому что в личном кабинете предусмотрены готовые шаблоны под различные педагогические задачи. Genially позволяет организовать совместную работу над проектами, что важно для формирования навыков совместной работы учащихся и студентов. Результат работы над проектом можно представить непосредственно по ссылке в самом сервисе Genially. Помимо этого, готовым ресурсом можно поделиться в социальных сетях, опубликовать ресурс на сайте, в системе обучения (например, Moodle), выгрузить в формате pdf, jpg, html (для доступа офлайн).

Предлагаем вашему вниманию урок английского языка в 6 классе.

Тема. What books do you prefer?

Цель: развитие умений воспринимать речь на слух; умений просмотрового чтения.

Задачи:

- способствовать расширению лингвистического кругозора учащихся;
- способствовать развитию памяти, внимания, логического мышления;
- способствовать воспитанию чувства уважения к языку как средству межкультурных коммуникаций.

Оснащение урока: учебник Английский язык. 6 класс, Н. В. Демченко; портрет Х. К. Андерсена, интерактивный плакат, созданный по теме с помощью сервиса Genial.ly (<https://view.genial.ly/6244846dd5904800115eb905/interactive-image-what-books-do-you-prefer-6-grade>), раздаточный материал, видеозапись.


Ход урока

№ п/п	Этап. Задачи этапа	Содержание этапа	Примечание
1.	Речевая зарядка. Создание атмосферы иноязычного общения	<p>Good afternoon, pupils! Sit down, please. How are you today? ... I am glad to hear it. Today we'll continue talking about books, we'll revise different genres of books, we'll get some information about other's people favourite books and at the end of our work I want you to be prepared to speak about your favourite book.</p> <p>Well, at first I want you to look at the blackboard. Here we have two dates 2 April 23 April</p> <p>Do you know what these dates mean? What do you know about 2 April? Why do we celebrate this holiday on this date? (birthday of Hans Christian Andersen)</p> <p>Now try to guess my riddle. It's a place where we can go if we want to read a book. (library)</p>	<p>2 April – International Children's book day 23 April – International Book Day</p> <p>(Портрет Х.Андерсена)</p> <p>Картинка на интерактивном плакате</p>
2.	Проверка д/з. Выявление ошибок	<p>Now we are ready to work hard, but before it let's check your home task for today. Well, your task was to learn words from your active vocabulary. Look at the screen and let's do these tasks.</p>	Упражнения на интерактивной доске
3.	Говорение	<p>Ok, I see that you've accomplished the task. And now look at the blackboard, please. Here we have a proverb <i>Life without books is as a tree without leaves.</i></p> <p>Do you like the saying? How do you understand in? Do you like reading? How often do you read? Have you got a lot of books at home?</p>	Пословица на доске
4.	Предтекстовый этап	<p>Now we are going to read a letter from our friend and he wants to tell you about his fa-</p>	(Упражнения на интерак-

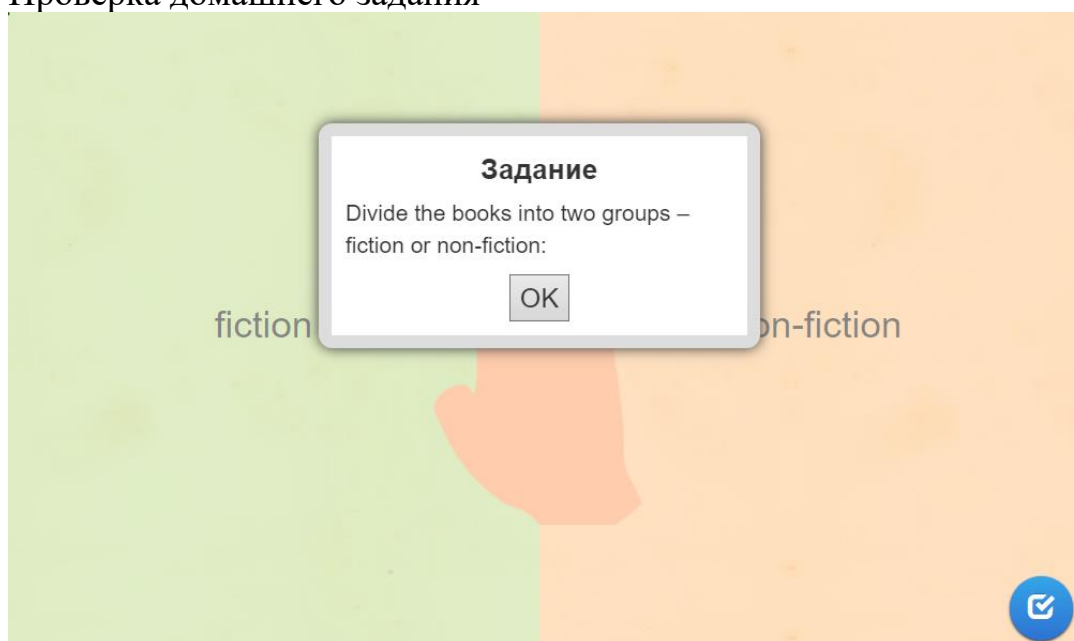
		<p>write book. But there are some unknown words in the letter. Let's work with them.</p> <p>Ex.1 Definitions</p> <p>Ex.2 Fill in the gaps</p>	<p>тивной доске)</p>
5.	Текстовый этап (чтение)	<p>Now I'll give you some minutes to read the text. Be ready to answer the questions that you see under the letter.</p> <ol style="list-style-type: none"> 1) Have you read this book? 2) Do you like it? Why? 3) Can you say that you are a real bookworm? 4) What author is the best ever in your book? 5) Can you name a person who is a closed book to you? 	<p>(раздаточный материал)</p>
6.	Физкультминутка. Снятие умственного напряжения учащихся	<p>Now stand up, please. Let's have a rest.</p> <p style="text-align: center;"><i>Hands on the head,</i> <i>Hands on the hips,</i> <i>Hands on the table,</i> <i>Hands like this.</i></p> <p style="text-align: center;"><i>Hands on the shoulders,</i> <i>Hands up and down,</i> <i>Hands behind the head,</i> <i>And sit down.</i></p>	
7.	Восприятие речи на слух	<p>Let's continue our work. Now we'll watch the video about books. While watching there will be pauses with tasks. Be very attentive to be ready to complete the task at any moment.</p>	<p>Видеозапись + интерактивные задания</p>
8.	Говорение	<p>On the screen you can see an English proverb.</p> <p><i>Books and friends should be few but good.</i></p> <p>What is your opinion on it?</p>	<p>Пословица на доске</p>
8.	Объяснение д/з. Снятие трудностей при выполнении д/з	<p>Now open your daybooks and write down your home task. Your home task for the next time will be the following. At home you should write a letter to reply and to describe your favourite book. As an example you can use the letter from the lesson and ex. 2b p.130 in your books.</p>	
9.	Подведение итогов урока. Оценка работы учащихся, выставление отметок	<p>And now let's make a conclusion of our lesson.</p> <p>..., what can you say about our today's lesson? What interesting facts have learned from our lesson? What can you do at the</p>	

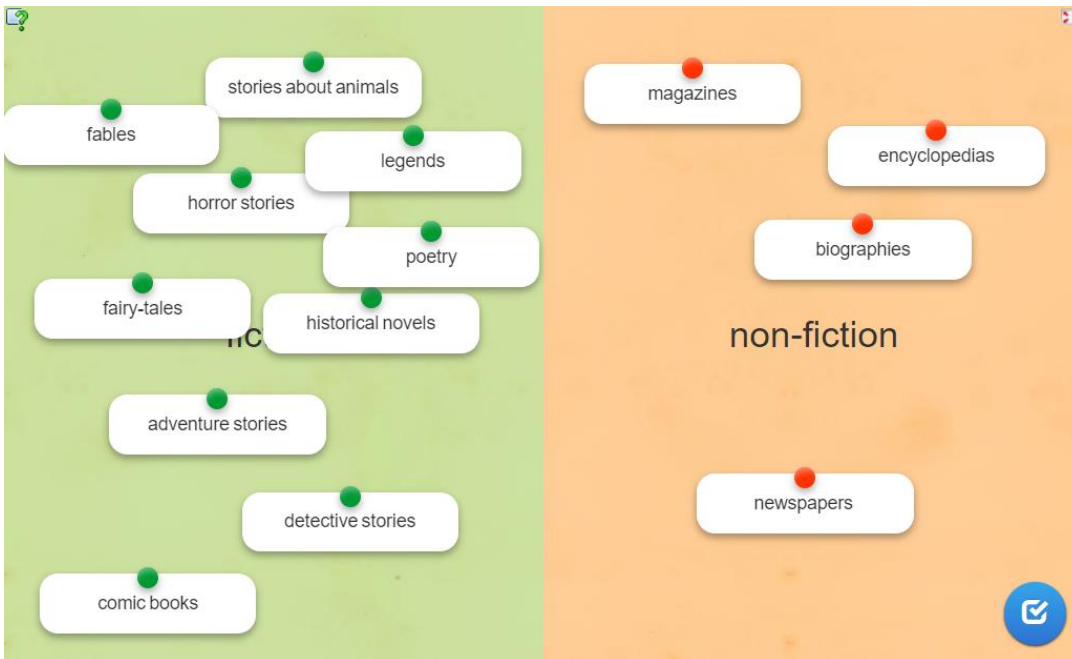
		<p>end of our lesson?</p> <p>Now look at the screen. Here we have a tree but there are no leaves on it. Let's decorate the tree. If you like today's lesson, put a green tree. If you don't like it, put a red leaf.</p> <p>I can say that I am satisfied with your work, because you were active; we've done a lot of work today. And I can give you the following marks... (выставление отметок)</p> <p>Thank you for your work. The lesson is over. Good bye.</p>	
--	--	--	--

Главная страница интерактивного плаката



Проверка домашнего задания





Предтекстовый этап (чтение)



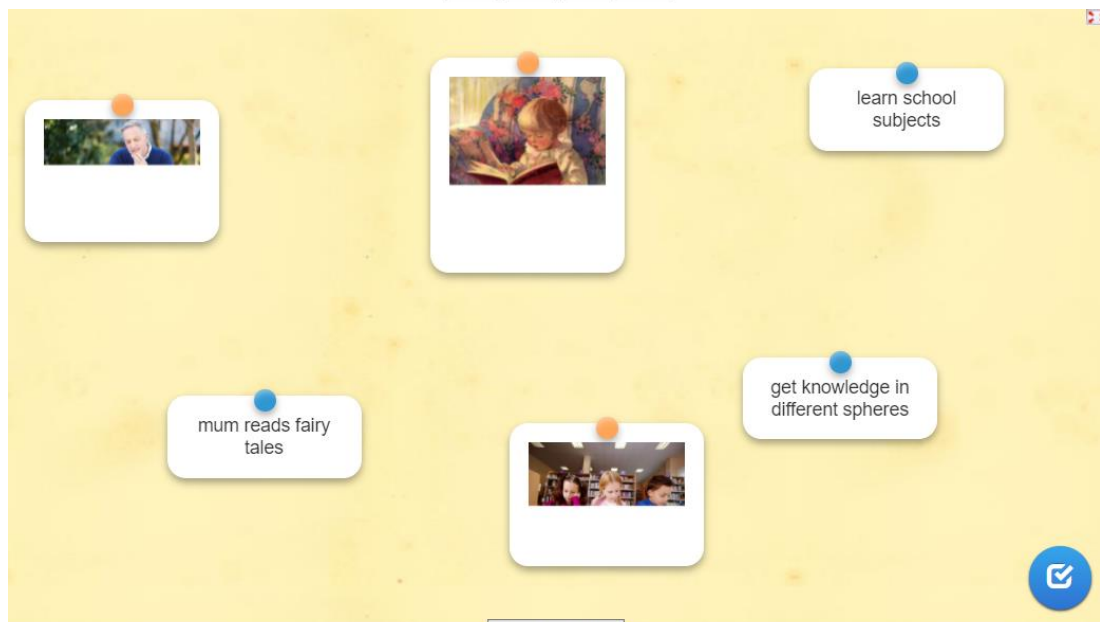
Hello, my dear friends!

I'm writing to you to tell you about my hobby. I'm really a **bookworm**, as I like reading very much. I read books of different genres but I prefer detective stories. One of my favourite books is "The Adventures of Sherlock Holmes". This book is about a detective named Sherlock Holmes. He and his roommate and friend Dr. Watson live in London and help people with their problems. They can solve any crime even if it is a **closed book**. The main character is a very interesting person. He is good at science and his hobby is playing the violin. He's also very attentive and notices many details. So he can say a lot about a person from one look. This is the reason why people sometimes think that he can **read their minds**. The author of the book Arthur Conan Doyle is the most talented writer **in my book**. The story is so exciting that I forget about everything and can **hit this book** forever. "The Adventures of Sherlock Holmes" is the most well-known and loved detective in literature.

Yours Mike!

- What is the genre of the book?
- Who is the author of the book?
- Who is Sherlock Holmes?
- What kind of person is he?
- Who is Dr. Watson?
- What do Sherlock Holmes and Dr. Watson do?

Видеозапись

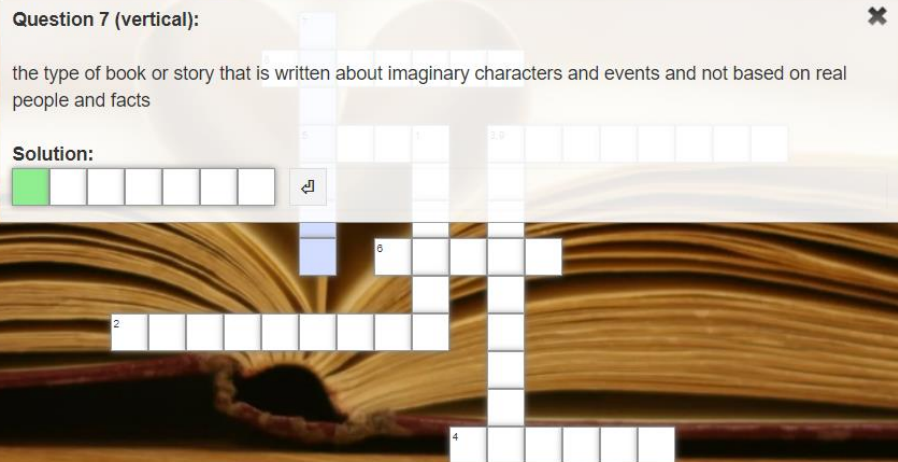


A book is a [] work which consists of [] bound together and protected by a []. Books have been around for the last [] years. Before that time, the [] book was called [] by []. Such

Task
Fill in the gaps with necessary words

Question 7 (vertical):
the type of book or story that is written about imaginary characters and events and not based on real people and facts

Solution:



Notice 4 of 4

- 1) What are the speaker's favourite genres of books?
- 2) Why does he like these genres?
- 3) What was the last book he read?
- 4) What was the book about?

- 1
- 2
- 3
- 4**

Рефлексия

1 / 1

What can you do now (at the end of our lesson)



can talk about different genres of books



can use new words and phrases from the lesson in my speech



can speak about my favourite books

