

# Australia we haven't known

Урок английского в 11 классе

**П. Н. Сиденко,**  
учитель английского языка  
первой категории  
гимназии № 2 г. Пинска

**Тема урока:** Австралия.

**Цель:** усвоение и актуализация лексического материала по теме, совершенствование навыка говорения.

**Задачи:**

Общеобразовательные:

- развитие и совершенствование навыка чтения с целью извлечения общей и детальной информации, восприятие и понимание иноязычной речи на слух;
- обогащение знаний учащихся культурологического и страноведческого характера.

Развивающие:

- развитие способности осуществлять продуктивные речевые действия, делать выводы из прочитанного, сравнивать и анализировать;
- овладение способами формирования и формулирования мысли на иностранном языке;
- развитие воображения, памяти, внимания.

Воспитательные:

- содействовать воспитанию ценностных гуманистических ориентаций учащихся, интереса и уважения к культуре других стран.

**Оборудование:**

1. Компьютер с аудиовоспроизводящим устройством.

2. Мультимедиа.
3. Видеозапись по теме урока (интернет ресурс).
4. Презентация к уроку

### **Использованная литература:**

1 Английский язык: учебное пособие для 11-го класса учреждений общего среднего образования с русским языком обучения/ Демченко [и др.]. – Минск: Выш.Шк., 2012

**Основные методы:** словесный, исследовательский, наглядный, метод самостоятельной работы

### **Objectives:**

1. to revise the material on the topic;  
to develop students' intellectual abilities according to the topic;
2. to develop skills in reading, listening, writing;  
to teach students to express their opinion;  
to develop students' skills and habits of prepared and unprepared speech (individually, in pairs and groups);
3. to teach to respect traditions, customs and to understand the culture of other countries.

### **Equipment:**

Copies of the text materials to give out, pictures of the views of Australia, stickers for games, language support, sheets of paper to make up sentences, Balmont's portrait and his poem about Australia, Australian dollars for game, magnets.

### **Theplot**

#### **Ход урока**

1. Организационно-психологический этап (1 мин)

**Цель:** Обеспечение внешней обстановки, психологической готовности учащихся к работе на уроке, создание положительного микроклимата.

**Teacher:** Good morning, pupils. I'm glad to see you. Take your seats, please. I hope you are well today and ready to start our lesson. We have some guests today. I hope you will

try to do your best this lesson. Today we are going to make a very enjoyable trip to a wonderful country situated on a green continent.

## 2. Ориентировочно - мотивационный этап (4 мин)

**Цель:** Сообщение темы урока, цели, определение конкретных задач для ее усвоения.

**Teacher:** Before I tell you the topic of the lesson I would like you to listen to a piece of music, which I'm sure will help you guess the topic of our lesson.

(Звучит гимн Австралии в аудиовоспроизведении)

What type of music is this song? (It's a hymn. It's a hymn of Australia)

What country is it from? (Ученики отвечают на вопрос, приводят факты и аргументы, фото на доске)

So, the theme of the lesson is Australia, one of the English speaking countries. Today at the lesson we summarize our knowledge about the country, its geography, nature, people; get new facts about culture and traditions through reading, listening and speaking.

## 3. Операционно-познавательный этап

**Цель:** Организовать целенаправленную активную познавательную деятельность по восприятию, анализу информации по теме.

### □ **Phonetic drill**

1) Look at the blackboard! You see some proper names, you need to read them correctly.

Australia – Australian; Sydney – Sydneysiders; Melbourne – Brisbane; Indian – Pacific; Murrey – Darling; Equator – hemisphere; Botany Bay – Coral Sea; Great Barrier Reef.

2) Вводная беседа по теме, актуализация субъектного опыта учащихся (8 мин).

**Teacher:** By the way, look at the main state symbols of Australia: the flag and the coat of arms. Does the flag of Australia remind you the flag of any other country? Which one? Why are they so similar (British flag – Australia is former British colony; six-pointed star – six British colonies; five other stars – Crux/ constellation in the southern hemisphere).

What associations do you have when you hear the word Australia?

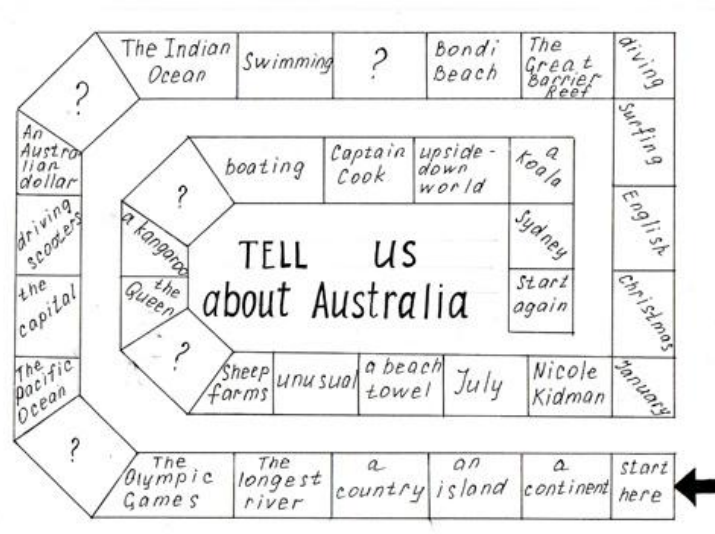
Do you want to go there? I would like to know if you are ready for traveling.

Use language support!

## Practice

I invite you to play a game «Tell us about Australia».

(Учащиеся составляют различного рода предложения с «выпавшим» словом.



## Reading

1) Работаетекстом “Do you know that Australia ...” (10-12 мин)

**Teacher:** I suggest you to know more about Australia

Work in pairs. Check your memory. Cover the information above. Take turns to say what you remember about the following Australian figures:

number one	200 languages
the sixth	80 % of people
36,735 km	100%
7000	150 million
1/3	60 species
8 to 25 degrees	40 million
1700s	860 species
19th century	6 metres
1945	2 or 3 people
20 million	3kilograms

Work in pairs. Answer the following questions.

What facts about Australia were new to you?

What facts have struck you?

What other interesting information about Australia would you like to share with your group mates?

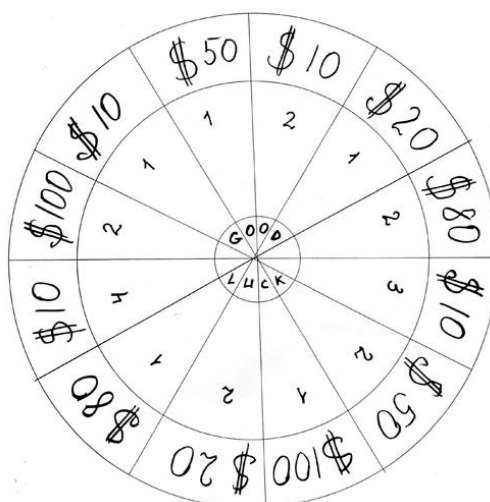
Prove the following statement to your partner: "Australia is the place to be discovered, not feared..."

2) Do you like reading Russian poems? I'd like Diana to recite one of them. (Ученица читает наизусть стихотворение Константина Бальмонта.) *Приложение 4*

Do you like this poem? Who is its author? I want you to read Balmont's biography and to say what you have known about him. *Приложение 5*

□ **Relaxing**

a) Let's play a game! It's called «Jeopardy».



If you want to visit Australia you need much money. What is Australian money? (Ученики отвечают на вопрос.)

Choose the number of the questions. If you want to answer an easy question, choose a \$10 or \$20 one. The \$50 and \$80 questions are more difficult. The most difficult ones cost \$100.

Begin so, - "I choose the question number 1 which costs \$10". Let's try to earn money! *Приложение 7*

b) How many dollars have you earned? (Ученики подсчитывают количество заработанных долларов, озвучивают сумму.) You are rich now. You have

an opportunity to go to Australia where it is autumn now. It's unusual for us. What unusual things do you know else? (Ученики отвечают на вопрос.)

□ **Video «Christmas in Australia» Приложение 8**

**Teacher:** Would you like to celebrate Christmas or New Year in Australia? Why? I suggest you to listen to the impressions of people, who celebrate Christmas in Australia. (восприятие и понимание иноязычной речи на слух)

<http://www.telegraph.co.uk/topics/christmas/8977304/Australians-and-tourists-celebrate-Christmas-Day-on-Sydneys-Bondi-Beach.html>

Where are they from? What do they enjoy?

□ **An oral essay**

You have read different guides, encyclopedias, magazines, newspapers and I want to listen to your speech. **Would you like to live in Australia? Why? Why not?**

□ **Pair work** (Одна - две пары учащихся раскрывают тему эссе в диалоге.)


□ **Summing up**

a) Let's make an application!

What is Australia for everybody of us? Use language support! *Приложение 1*

I'm the first. I believe Australia is a green continent because there is much greenery.

б) We have made a flower! The flower is unusual like Australia itself.



□ **Marks**

I thank you for your excellent work and give only good marks. The lesson is over, good bye!

4. Оценочно-рефлексивный этап (4 мин)

**Цель:** подведение итогов урока, качественная характеристика работы группы,

инициирование рефлексии учащихся по поводу своей деятельности; объяснение

домашнего задания, инструктажа его выполнения

**Teacher:** What do you think about our lesson? Use the phrases to begin your answer:

- I knew .... I've known .... I'd like to know more....
- It was interesting to...
- It was funny to...
- I had difficulties with ...
- It was easy for me to...